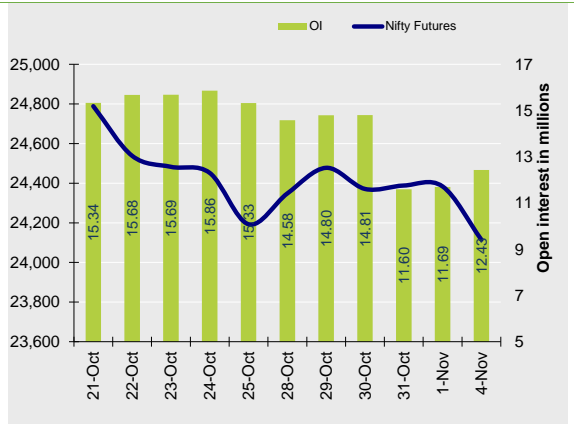


**Nifty Snapshot**

	Close	Prv Cl.	Ab chg	% chg
<b>Spot</b>	23,995.35	24,304.35	-309.00	-1.27
<b>Futures</b>	24,114.65	24,383.65	-269.00	-1.10
<b>Oil(ml shr)</b>	12.43	11.69	0.74	6.35
<b>Vol (lots)</b>	352565	53466	299099	559.42
<b>COC</b>	119.30	79.30	40.00	50.4
<b>PCR-OI</b>	0.85	1.07	-0.22	-20.5

**Nifty Futures Price v/s OI**



**Institutional Activity in previous trading session**

(in Rs cr.)	Buy	Sell	Net
Index Futures	3843.40	4423.78	-580.38
Index Options	1449947.95	1451798.94	-1850.99
Stock Futures	24285.32	25702.74	-1417.42
Stock Options	41120.06	42722.17	-1602.11
FII Cash	13,786.39	18,116.18	-4,329.79
DII Cash	12,449.82	9,513.74	2,936.08

**Net FII Activity (in Rs cr.)**

Date	Idx Fut	Stk Fut	Idx Opt	Cash
4-Nov	-580.4	-1417.4	-1851.0	-4330
1-Nov	95.5	-183.8	-519.1	-212
31-Oct	-1989.5	355.8	69838.8	-5813
30-Oct	-1465.2	-1754.7	-35064.7	-4614
29-Oct	294.4	2668.7	20115.5	-549
28-Oct	2702.1	3335.1	37740.0	-3228

**Technical Pivot (Intraday):**

	S2	S1	PIVOT	R1	R2
NIFTY	23650	23885	24130	24365	24610
BANKNIFTY	50905	51230	51610	51935	52315

(Price is in Rs; OI is in million units; Price chg and OI chg are in percentage) **NB RESEARCH**

**Fresh Longs seen in:**

Scrip	Price	Price chg	OI	OI Chg
PNB	104.3	2.5	257.8	25.1
ABBOTINDIA	29693.7	1.0	0.1	21.7
DIXON	14469.7	2.3	1.8	6.2

**Short Covering seen in:**

Scrip	Price	Price chg	OI	OI Chg
CIPLA	1589.2	2.0	13.4	-6.8
MOTHERSON	185.6	2.0	98.9	-4.4
M&M	2893.3	2.2	25.3	-3.7

**Fresh Shorts seen in:**

Scrip	Price	Price chg	OI	OI Chg
RBLBANK	172.9	-2.6	53.7	28.0
INDIAMART	2476.4	-3.5	1.0	17.0
IDFCFIRSTB	66.1	-2.0	352.6	14.5

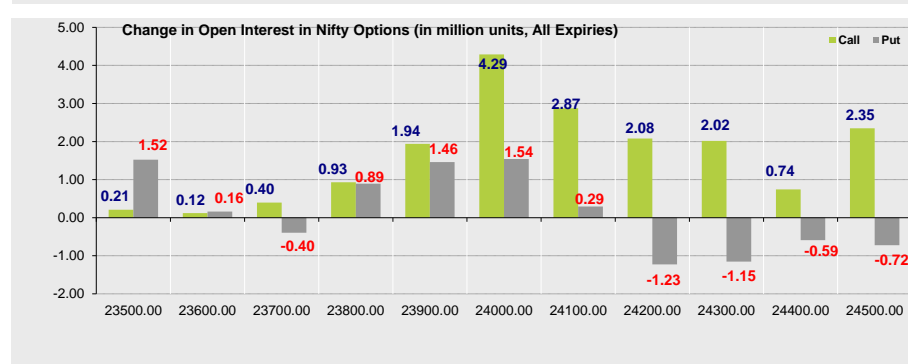
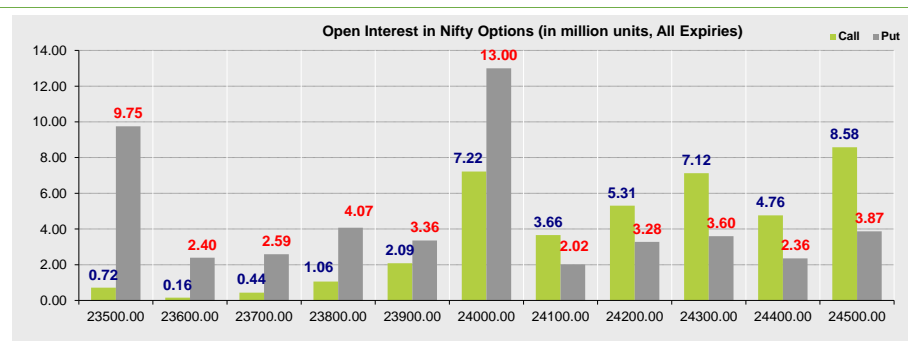
**Long Unwinding seen in:**

Scrip	Price	Price chg	OI	OI Chg
FINNIFTY	23798.8	-1.1	0.1	-8.8
PIIND	4475.5	-0.4	1.0	-8.0
ABB	7378.9	-0.7	1.6	-7.4

**Summary**

- Indian markets closed on a negative note where selling was mainly seen in Automobiles, FMCG, Oil & Gas Sectors. Nifty Nov Futures closed at 24114.65 (down 269.00 points) at a premium of 119.30 pts to spot.
- FII were net sellers in Cash to the tune of 4329.79 Cr and were net sellers in index futures to the tune of 580.38 Cr.
- India VIX increased by 5.01% to close at 16.69 touching an intraday high of 17.60.

**Open Interest in Nifty Options:**



- The above second chart shows previous trading day's change in Nifty options where Addition in OI were seen in 23600, 23800, 23900, 24000 strike Puts and at 24300, 24200, 24100, 24000 strike Calls indicating market is likely to remain range bound in the near term.
- Highest OI build-up is seen at 24500 strike Calls and 24000 strike Puts, to the tune of 8.58mn and 13.00mn respectively.

**Outlook on Nifty:**

**Index is likely to open on a flattish note today and is likely to remain range bound during the day.**

NIFTY50 Options OI (CE OI = Resistance) (PE OI = Support)			
Symbol	Highest CE OI	Highest PE OI	CMP
ADANIAPORTS	1400	1300	1355
ADANIENT	3000	3000	2906
ASIANPAINT	3000	2900	2913
AXISBANK	1200	1200	1146
BAJAJ-AUTO	11000	9000	9572
BAJAJFINSV	1780	1700	1717
BAJFINANCE	7000	7000	6872
BHARTIARTL	1700	1600	1601
BPCL	320	300	304
BRITANNIA	5800	5500	5659
CIPLA	1600	1500	1589
COALINDIA	500	500	445
DIVISLAB	6000	5000	5925
DRREDDY	1300	1200	1269
EICHERMOT	5000	4800	4851
GRASIM	2700	2600	2607
HCLTECH	1800	1700	1772
HDFCBANK	1800	1700	1724
HDFCLIFE	740	700	713
HEROMOTOCO	5200	4800	4809
HINDALCO	700	700	678
HINDUNILVR	2600	2400	2508
ICICIBANK	1300	1200	1281
ITC	490	500	487
INDUSINDBK	1200	1000	1069

NIFTY50 Options OI (CE OI = Resistance) ( PE OI = Support)			
Symbol	Highest CE OI	Highest PE OI	CMP
INFY	1800	1800	1770
IOC	150	140	140
JSWSTEEL	1000	900	958
KOTAKBANK	1800	1800	1737
LT	3600	3600	3586
LTIM	6000	5500	5771
M&M	3000	2700	2893
MARUTI	12000	11000	11096
NESTLEIND	2400	2400	2251
NTPC	430	400	403
ONGC	270	300	264
POWERGRID	330	320	312
RELIANCE	1400	1450	1309
SBILIFE	1640	1600	1615
SBIN	800	800	835
SUNPHARMA	1900	1800	1814
TATACONSUM	1100	950	998
TATAMOTORS	900	850	829
TATASTEEL	160	150	147
TCS	4200	4000	3986
TECHM	1800	1600	1643
TITAN	3300	3000	3235
ULTRACEMCO	11500	11000	11048
UPL	600	550	555
WIPRO	600	500	543



**Derivative Recommendations:**

Stock Name	Call (Buy/Sell)	Entry price	Targets	Stop Loss	Duration	Status
CHAMBALFERT 480 CE	Buy	20	34	13	Positional	Open
COFORGE FUT	Sell	7578.4	7420	7665	1-2 Days	Open

**FROM THE EQUITY DERIVATIVE DESK:**

**NIRAV HARISH CHHEDA**  
AVP - DERIVATIVES AND TECHNICAL RESEARCH  
E-Mail: [nirav.chheda@nirmalbang.com](mailto:nirav.chheda@nirmalbang.com)  
Tel no: 6273-8199/8000

**AMIT BHUPTANI**  
SNR.DERIVATIVES AND TECHNICAL RESEARCH ANALYST  
E-Mail: [amit.bhuptani@nirmalbang.com](mailto:amit.bhuptani@nirmalbang.com)  
Tel no: 6273-8242/8000

**DISCLOSURES**

Research Reports that are published by Nirmal Bang Securities Private Limited (hereinafter referred to as "NBSPL") are for private circulation only. NBSPL is a registered Research Analyst under SEBI (Research Analyst) Regulations, 2014 having Registration no. INH000001766. NBSPL is also a registered Stock Broker with National Stock Exchange of India Limited, BSE Limited, Metropolitan Stock Exchange of India Limited, Multi Commodity Exchange of India Limited, National Commodity and Derivative Exchange Limited and Indian Commodity Exchange Limited in cash and Equity and Commodities derivatives segments.

NBSPL has other business divisions with independent research teams separated by Chinese walls, and therefore may, at times, have different or contrary views on stocks and markets.

NBSPL or its associates have not been debarred / suspended by SEBI or any other regulatory authority for accessing / dealing in securities Market. NBSPL, its associates or analyst or his relatives do not hold any financial interest (Except Investment) in the subject company. NBSPL or its associates or Analyst do not have any conflict or material conflict of interest at the time of publication of the research report with the subject company. NBSPL or its associates or Analyst or his relatives may or may not hold beneficial ownership of 1% or more in the subject company at the end of the month immediately preceding the date of publication of this research report.

NBSPL or its associates / analyst has not received any compensation / managed or co-managed public offering of securities of the company covered by Analyst during the past twelve months. NBSPL or its associates have not received any compensation or other benefits from the company covered by Analyst or third party in connection with the research report. Analyst has not served as an officer, director or employee of Subject Company. NBSPL / analyst has not been engaged in market making activity of the subject company.

Analyst Certification: The research analysts and authors of these reports, hereby certify that the views expressed in this research report accurately reflects my/our personal views about the subject securities, issuers, products, sectors or industries. It is also certified that no part of the compensation of the analyst(s) was, is, or will be directly or indirectly related to the inclusion of specific recommendations or views in this research. The analyst(s) principally responsible for the preparation of this research report and has taken reasonable care to achieve and maintain independence and objectivity in making any recommendations.

**DISCLAIMER**

This report is for the personal information of the authorized recipient and does not construe to be any investment, legal or taxation advice to you. NBSPL is not soliciting any action based upon it. Nothing in this research shall be construed as a solicitation to buy or sell any security or product, or to engage in or refrain from engaging in any such transaction. In preparing this research, we did not take into account the investment objectives, financial situation and particular needs of the reader.

This research has been prepared for the general use of the clients of NBSPL and must not be copied, either in whole or in part, or distributed or redistributed to any other person in any form. If you are not the intended recipient you must not use or disclose the information in this research in any way. Though disseminated to all the customers simultaneously, not all customers may receive this report at the same time. NBSPL will not treat recipients as customers by virtue of their receiving this report. This report is not directed or intended for distribution to or use by any person or entity resident in a state, country or any jurisdiction, where such distribution, publication, availability or use would be contrary to law, regulation or which would subject NBSPL & its group companies to registration or licensing requirements within such jurisdictions.

The report is based on the information obtained from sources believed to be reliable, but we do not make any representation or warranty that it is accurate, complete or up-to-date and it should not be relied upon as such. We accept no obligation to correct or update the information or opinions in it. NBSPL or any of its affiliates or employees shall not be in any way responsible for any loss or damage that may arise to any person from any inadvertent error in the information contained in this report. NBSPL or any of its affiliates or employees do not provide, at any time, any express or implied warranty of any kind, regarding any matter pertaining to this report, including without limitation the implied warranties of merchantability, fitness for a particular purpose, and non-infringement. The recipients of this report should rely on their own investigations.

This information is subject to change without any prior notice. NBSPL reserves its absolute discretion and right to make or refrain from making modifications and alterations to this statement from time to time. Nevertheless, NBSPL is committed to providing independent and transparent recommendations to its clients, and would be happy to provide information in response to specific client queries.

Before making an investment decision on the basis of this research, the reader needs to consider, with or without the assistance of an adviser, whether the advice is appropriate in light of their particular investment needs, objectives and financial circumstances. There are risks involved in securities trading. The price of securities can and does fluctuate, and an individual security may even become valueless. International investors are reminded of the additional risks inherent in international investments, such as currency fluctuations and international stock market or economic conditions, which may adversely affect the value of the investment. Opinions expressed are subject to change without any notice. Neither the company nor the director or the employees of NBSPL accept any liability whatsoever for any direct, indirect, consequential or other loss arising from any use of this research and/or further communication in relation to this research. Here it may be noted that neither NBSPL, nor its directors, employees, agents or representatives shall be liable for any damages whether direct or indirect, incidental, special or consequential including lost revenue or lost profit that may arise from or in connection with the use of the information contained in this report.

Copyright of this document vests exclusively with NBSPL. Our reports are also available on our website [www.nirmalbang.com](http://www.nirmalbang.com)